

# Agilent 8474B/C/E Coaxial GaAs Microwave Detectors - 0.01 to 50 GHz Data Sheet



## Features and description

- Exceptional flatness
- Broadband from 0.01 to 50 GHz
- Extremely temperature stable
- Environmentally rugged

The 8474 series of coaxial detectors are specifically designed for use in microwave instrumentation and systems. These detectors utilize a GaAs diode matched to a 50 ohm transmission line with a miniature thin film circuit.

The diodes are a Planar-Doped Barrier (PDB) structure fabricated by use of Molecular Beam Epitaxy technology. This combination yields a device which has superior characteristics to point-contact and low-barrier Schottky devices. These characteristics are reflected in frequency response specification and in square law response vs. frequency (Figure 7) with PDB detectors showing a maximum square law response variation of 3% from 2 to 18 GHz vs. 9.5% for Schottky detectors.

These detectors are extremely rugged with high resistance to ESD damage and are less sensitive to temperature change than either point-contact or Schottky diodes. These products offer 10 MHz to 50 GHz performance with the 2.4 mm connector (8474E) or narrower frequency coverage with APC-7 Type N or SMA-compatible 3.5 mm and 2.92 mm connectors. There is no need to order matched pairs because the frequency tracking is better than the original matched pair specifications.

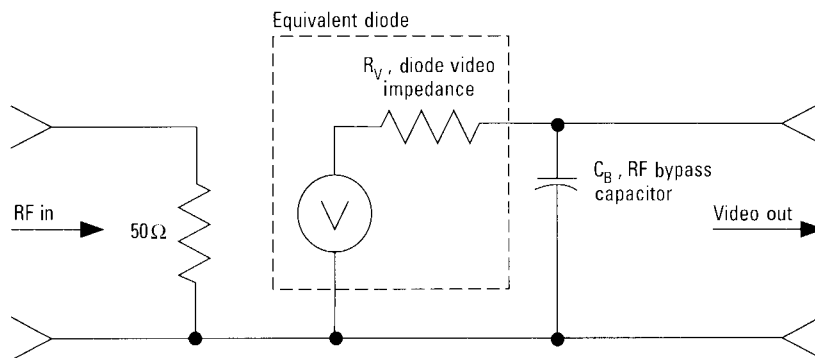


Figure 1. Equivalent circuit for 8474A/B/C/D/E with typical parameters

Typical values:

$R_V$  (diode video impedance)  $\approx 1.5 \text{ k}\Omega^*$

$C_B$  (RF bypass capacitor)  $\approx 27 \text{ pF}$  nominal

$$TR \text{ (10 to 90\% risetime)} \approx 2.2 \frac{(R_{LOAD}) (R_V)}{R_{LOAD} + R_V} (C_B + C_{LOAD}) \frac{0.35}{BW}$$

\*@ 25 °C and PIN  $\leq 20 \text{ dBm}$  (see Figure 7)

# Detector performance characteristics

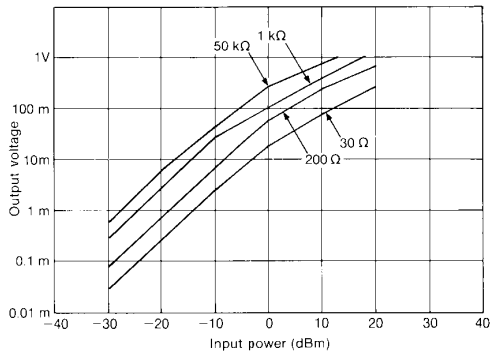


Figure 2. Typical transfer characteristics ( $T_a = 25^\circ\text{C}$ ).

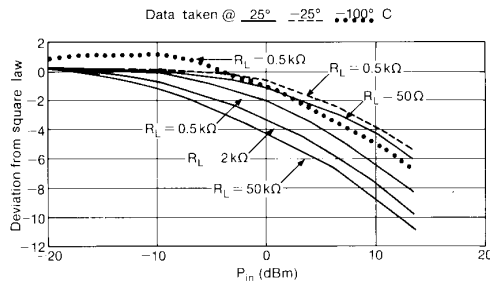


Figure 3. Typical square law deviation.

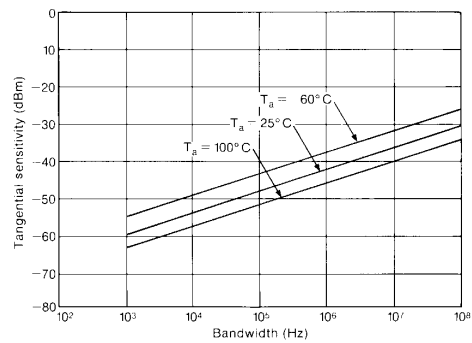


Figure 4. Typical tangential sensitivity.

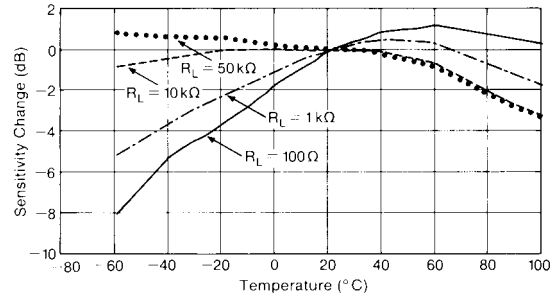


Figure 5. Typical output response with temperature. ( $P_{in} \leq 20 \text{ dBm}$ )

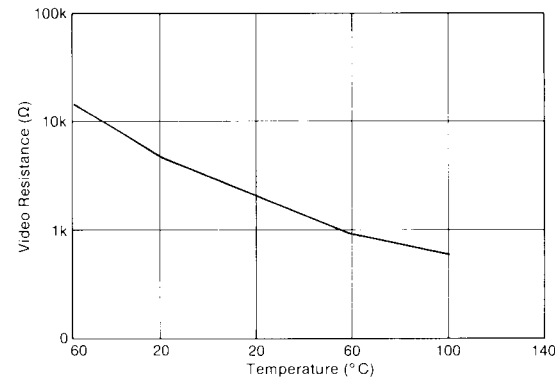


Figure 6. Typical video impedance variation with temperature.

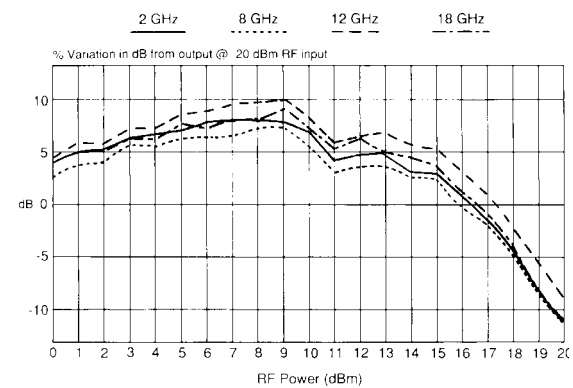


Figure 7. Typical square law deviation due to frequency.

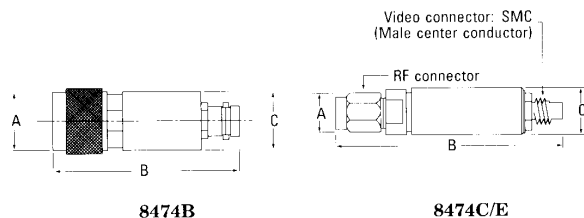
## Specifications

	<b>8474B</b>	<b>8474C</b>	<b>8474E</b>
Frequency range:	0.01-18 GHz	0.01-33 GHz	0.01-50 GHz
Frequency response	±0.35 dB	±0.45 dB from 0.01 to 26.5 GHz	±0.4 dB from 0.01 to 26.5 GHz
		±0.7 dB from 26.5 to 33 GHz	±0.6 dB from 26.5 to 40 GHz
			±1.0 dB from 40 to 50 GHz
SWR:	< 1.3	< 1.4 .01- 26.5 GHz < 2.2 26.5- 33 GHz	<1.2 .01- 26.5 GHz <1.6 26.5- 40GHz <2.8 40-50 GHz
Low-level sensitivity:	> 0.4 mV/μW	> 0.4 mV/μW	>0.4 mV/μW  >0.34 mV/μW 40-50 GHz
Max. operating inputs:	200 MW	200 mW	200 mW
Typical short- Term max. input:	0.75 watt (< 1 min.)	0.75 watt (< 1 min.)	0.75 watt (<1 min.)
Noise: (μV peak-to-peak with CW power applied to produce 100 MV output, 400 kHz BW)	< 50 μV	< 50 μV	<50 μV
STD output polarity:	negative	negative	negative

Note: Above specifications are at 25°C and ≤ 20 dBm unless otherwise specified.

## Mechanical information

	<b>8474B</b>	<b>8474C</b>	<b>8474E</b>
Dimensions	20.82 (0.82)	7.9 (0.31)	7.9 (0.31)
mm (inches)	59.86 (2.36)	41.15 (1.62)	37.36 (1.47)
	18.68 (0.74)	9.7 (0.38)	7.6 (0.30)
Input connector:	Type N (m)	3.5 mm (m) SMA compatible	2.4 mm (m) 1.85 min compatible
Output connector:	BNC (f)	SMC (m)	SMC (m)
Net weight:	85.3 grams (3 oz.)	13.9 grams (0.49 oz.)	9.1 grams (0.32 oz.)



<b>8474B Options</b>	<b>001</b>	<b>002</b>	<b>004</b>	<b>008</b>
Frequency range (GHz):	.01-18	.01-2	2-4	4-8
Frequency response (dB):	±0.35	±0.25	±0.25	±0.25
SWR:	<1.31	<1.09	<1.1	<1.2
<b>8474C Options</b>	<b>001</b>	<b>008</b>	<b>012</b>	<b>033</b>
Frequency range (GHz):	.01-33	4-8	8-12.4	26.5-33
Frequency response (dB):	±0.3	±0.2	±0.25	±0.3
SWR:	<2.2	<1.16	<1.2	<2.2
<b>Polarity (8474B/C only)</b>				
8474B/C-301:	Negative polarity			
8474B/C-103:	Positive polarity			
<b>Square Law Load (8474B only)</b>				
8474B-102:	Square law load			

## Environmental

**\*Operating temperature:** -65 to 100°C

**Temperature cycling (non-operating):** MIL-STD 883, method 1010.1:  
(-65 to 100°C)

**Vibration:** MIL-STD 883, method 2007: (0.6" D.A. 20 to 80 Hz, 20g, 80 to 200 Hz)

**Shock:** MIL-STD 883, method 2002.1: (500g, 0.5 msec)

**Acceleration:** MIL-STD 883, method 2001: (500g)

**Altitude:** MIL-STD 883, method 1001: (50,000 ft, 15,240 m)

**Salt atmosphere:** MIL-STD 883, method 1009.1: (48 hr, 5% solution)

**Moisture resistance:** MIL-STD 883, method 1004.1: (25 to 40°C, 95% RH)

**RFI:** MIL-STD 461B

**ESD:** 10 hits at 25kV to the body, not the center conductor.

By internet, phone, or fax, get assistance with all your test & measurement needs

Online assistance:

[www.agilent.com/find/assist](http://www.agilent.com/find/assist)

 **Agilent Email Updates**

[www.agilent.com/find/emailupdates](http://www.agilent.com/find/emailupdates)  
Get the latest information on the products and applications you select.

Phone or Fax:

**United States:**  
(tel) 1 800 452 4844

**Canada:**  
(tel) 1 877 894 4414  
(fax) (905) 282-6495

**China:**  
(tel) 800 810 0189  
(fax) 1 0800 650 0121

**Europe:**  
(tel) (31 20) 547 2323  
(fax) (31 20) 547 2390

**Japan:**  
(tel) (81) 426 56 7832  
(fax) (81) 426 56 7840

**Korea:**  
(tel) (82 2) 2004-5004  
(fax) (82 2) 2004-5115

**Latin America:**  
(tel) (305) 269 7500  
(fax) (305) 269 7599

**Taiwan:**  
(tel) 080 004 7866  
(fax) (886 2) 2545 6723

**Other Asia Pacific Countries:**  
(tel) (65) 375 8100  
(fax) (65) 836 0252  
Email: [tm\\_asia@agilent.com](mailto:tm_asia@agilent.com)

Product specifications and descriptions in this document subject to change without notice.

© 2002 Agilent Technologies, Inc.  
Printed in U.S.A. June 10, 2002  
5952-0801

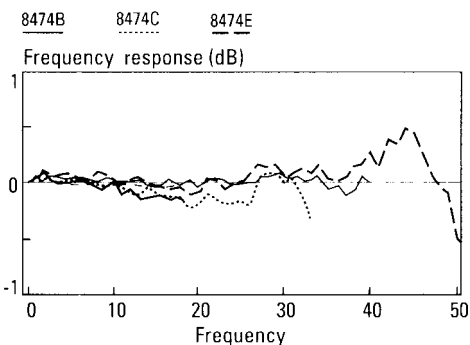


Figure 8. Typical frequency response.

\* 8474A/B specified for 0°C - 75°C.